



INNOVATION PROFESSION EXECUTION

RoHS
Compliant

Splendi **Tech 1** CCFL Inverter

IN1-QF038611

Splendi **Technology**. Corp., Ltd.

www.splendi.com.tw

E-mail: sales@splendi.com.tw

Tel: 886-2-2647-6609

Fax: 886-2-2647-6619

Address: 2F.-3, No.263, Sec. 2, Datong Rd., Sijhih City, Taipei County 221, Taiwan

© Copyright 2010 Splendi Tech. Inc., all rights reserved.

Introduction

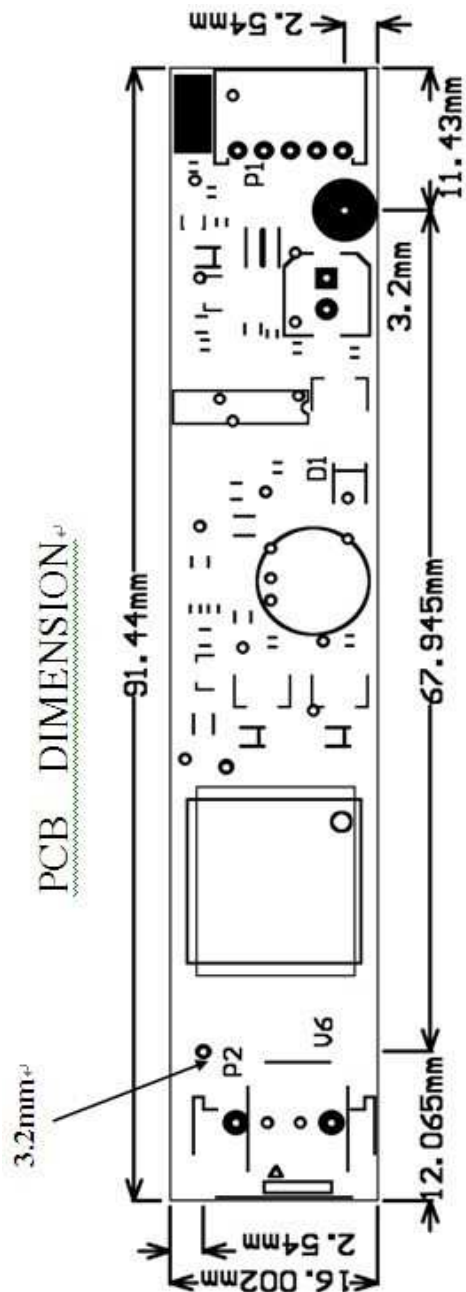
The Splendi IN1-QF038611 DC To AC inverter is designed with 1 ccfl which is able to drive 1-tube backlight. With the advantages of low noise and high frequency, and as a low profile and light weight switching power supply, it's compatible to the LCD panels of AUO, CMO, Kyocera, Samsung, Sharp, NEC, Mitsubishi and LG...etc.

Features

- Applicable to 1 tube backlight
- Constant current output
- Possesses open load protection when lamp is open
- No load-output auto stop
- Meet TCO 99

Dimension (L x W x H):
91.5mm x 16mm x 7.5mm

Weight: Max. 13g



Operating Conditions

Item	Symbol	Condition	Min.	Max.	Unit
Input Voltage	Vin		10	14	V
Operating Temperature	Top	Ha=90%	0	65	°C
Storage Temperature	Tstg	Ha=95%	-10	80	°C
Operating Humidity	Hop	Ta=0 ~ 55 °C	20	90	%RH
Storage Humidity	Hstg	Ta=20 ~ 80 °C	-	95	%RH

Operating Characteristics

Parameter	Symbol	Condition	Min.	Typ.	Max.	Unit
Input Voltage	Vin	GND=0V	10.8	12	13.2	V
Input Current (Low Brightness)	IinL	Vin=Typ. ±1%ON VR=Min. (Iout=Min.)	110	130	160	mA
Input Current (High Brightness)	IinH	Vin=Typ. ±1% ON VR=Max. (Iout=Max.)	420	460	510	mA
Lamp Current (Low Brightness)	IoutL	Vin=Typ. ±1%ON VR=Min. (Iout=Min.)	0.9	1.4	1.8	mA / rms
Lamp Current (High Brightness)	IoutH	Vin=Typ. ±1%ON VR=Max. (Iout=Max.)	5.6	5.9	6.2	mA / rms
Working Frequency			50	56	60	KHz
Dimming		Tube Current	>3:1			
Brightness Control		Connection of Voltage	5		0	V
Output Voltage		CCFT Current= 5 mA		670		V

Connector Socket

(P1) Input Connector


Pin No.	Symbol	Description
1	Vin	DC +12V
2	GND	Ground
3	Brightness	Digital Brightness Control
4	GND	Ground
5	Control	ON/OFF Control ON= +5V, OFF= 0V

(P2) Output Connector


Pin No.	Symbol	Description
1	Output	Lamp High Voltage
2	Output	Lamp Low Voltage

Connector Model No. & Brand

Connector No.	Symbol	Description
P1	S5B-PH-K	JST or compatible
P2	SM02B	JST or compatible



S5B-PH-K



(Pin1)



SM02B



(Pin1)